

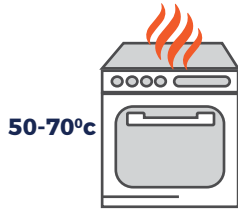


ProOven Cleaning

Best practice guide

Refer to appliance manufacturers cleaning instructions before cleaning. Do NOT use on aluminium or non-alkali resistant or painted surfaces. Do NOT use on self clean panels.

1



50-70°C

Ventilate area. Preheat the oven to 50°-70°C. Switch off equipment before cleaning.

2




Remove any shelves or grids, and wash in sink with Sunlight washing up liquid and hot water. Rinse and air dry.

3



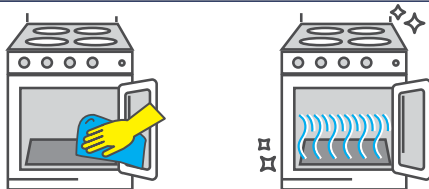
Wipe the base of the oven with damp paper towel to remove any loose debris.

4



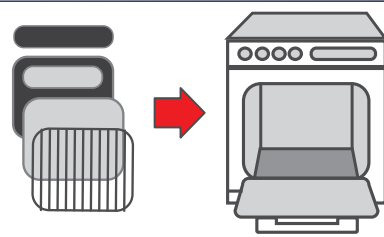
Using Gloves and Goggles, spray Cif Oven & Grill Cleaner evenly into the warm oven. Do NOT spray into fans. Close door and leave to work for 20-30 minutes.

5




Wipe away food residue, grease and dirt with a damp cloth. Use a non-abrasive scouring sponge or scrub gently with a dish brush if necessary. Rinse twice with clean water and let air dry.

6



Reassemble clean shelves or grids.

7



Wipe down all external surfaces with a cloth and Cif Power Cleaner Degreaser and allow to air dry.

8



Pre-heat oven for 10 minutes before use. Note: If the oven has not been cleaned regularly, several applications may be necessary to remove the toughest carbon deposits.

PRODUCTS



CIF OVEN & GRILL CLEANER (CORROSIVE)



CIF POWER CLEANER DEGREASER



SUNLIGHT HAND DISHWASH DETERGENT

EQUIPMENT



✓ CLEANING CLOTH



✓ PAPER TOWEL



✓ SCOURING SPONGE



✓ DISH BRUSH

SAFETY



✓ GOGGLES



✓ GLOVES



ProTip

By cleaning your oven when it is still slightly warm, it will help clean away burnt on food and stubborn grease easier without negatively impacting your kitchen.

www.proformula.com

Cif and Sunlight are trademarks of Unilever, used by Diversey under license.
© 2017 Diversey Inc. All Rights Reserved. 62215 en 201/17

Pro Formula By Diversey