




# ProTables & Chairs Cleaning

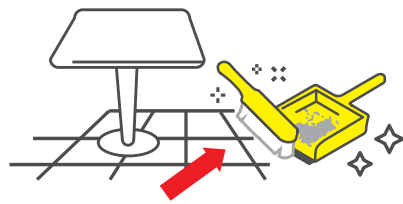
## Best practice guide

1



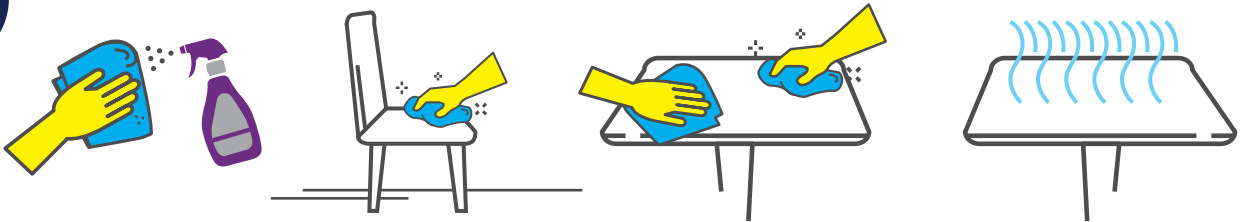
Clear the table of all cutlery, crockery, condiments and menus. Remove all loose debris from the table and chairs.

2



Remove all debris under the table using a dustpan and brush.

3



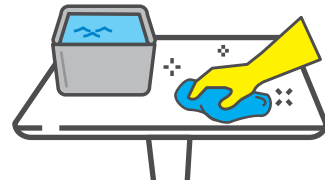
Spray Cif 2in1 Kitchen Cleaner Disinfectant onto the surface, or onto a clean cloth if there is a risk of harm to people nearby. Pay particular attention to the edges and corners. Leave for 5 minutes. Wipe clean with a damp cloth and allow to air dry.

4



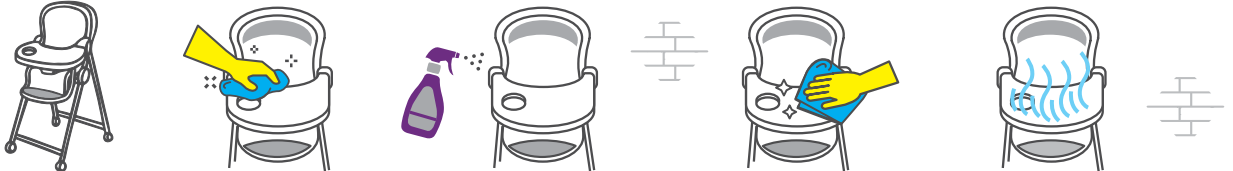
Fill and wipe down condiments and reset the table. If using tablecloths, ensure they are clean and free from stains.

5



Using a sanitiser on the tables throughout the day may cause build-up and tables become sticky over time. To avoid this, ensure all tables are rinsed off with warm water and a clean cloth or paper towel before closing every night.

6



Cleaning the High Chair: The high chair should be cleaned and disinfected after every use. Use a damp cloth to remove as much food debris and liquids as possible. Spray the high chair with Cif 2in1 Kitchen Cleaner Disinfectant, paying particular attention to the food tray, underneath the rim as well as the straps and sides of the seat. Leave for 5 minutes. Wipe clean with a damp cloth and allow to air dry. If seat is made of fabric, ensure this is washed regularly.

## PRODUCTS



CIF 2IN1  
KITCHEN CLEANER DISINFECTANT

## EQUIPMENT



CLEANING CLOTH



PAPER TOWEL



DUSTPAN & BRUSH



GLOVES

## SAFETY



## ProTip

Sticky tables? Clean them with a window cleaning product a couple of times per day, and the stickiness caused by the disinfectant is gone. Then you can keep cleaning with a disinfectant between guests, to keep it hygienically clean.

